
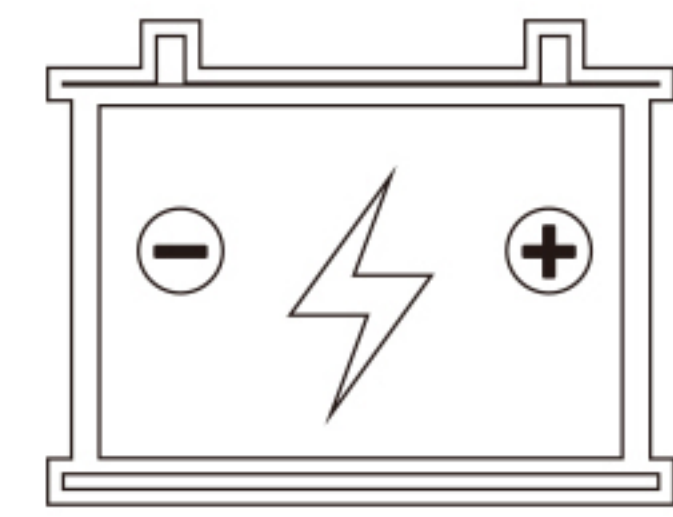


EXTRA WAYS TO CHARGE, EXTRA FUN


ENABLE MORE CHARGING METHODS FOR 8MM DC INLET(DC7909)



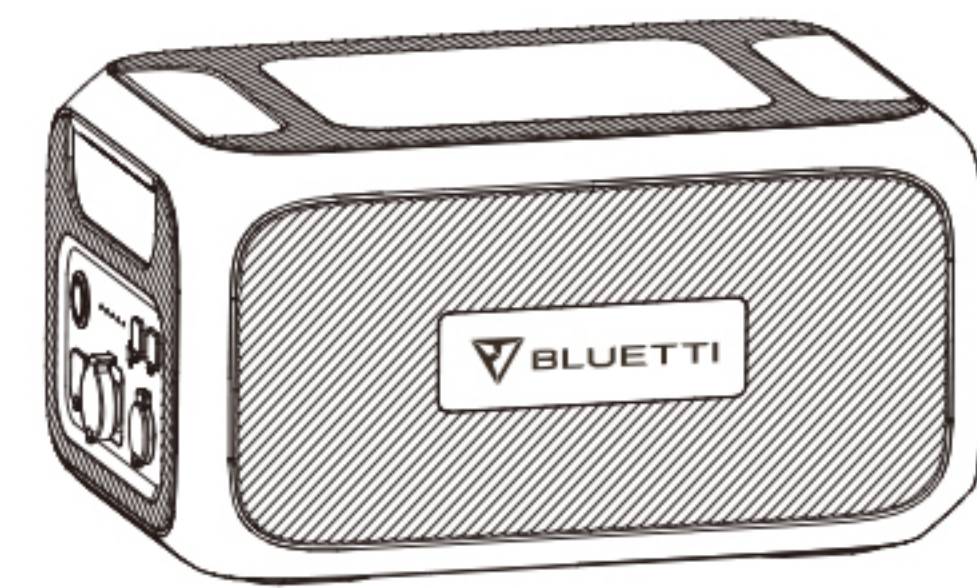
Car



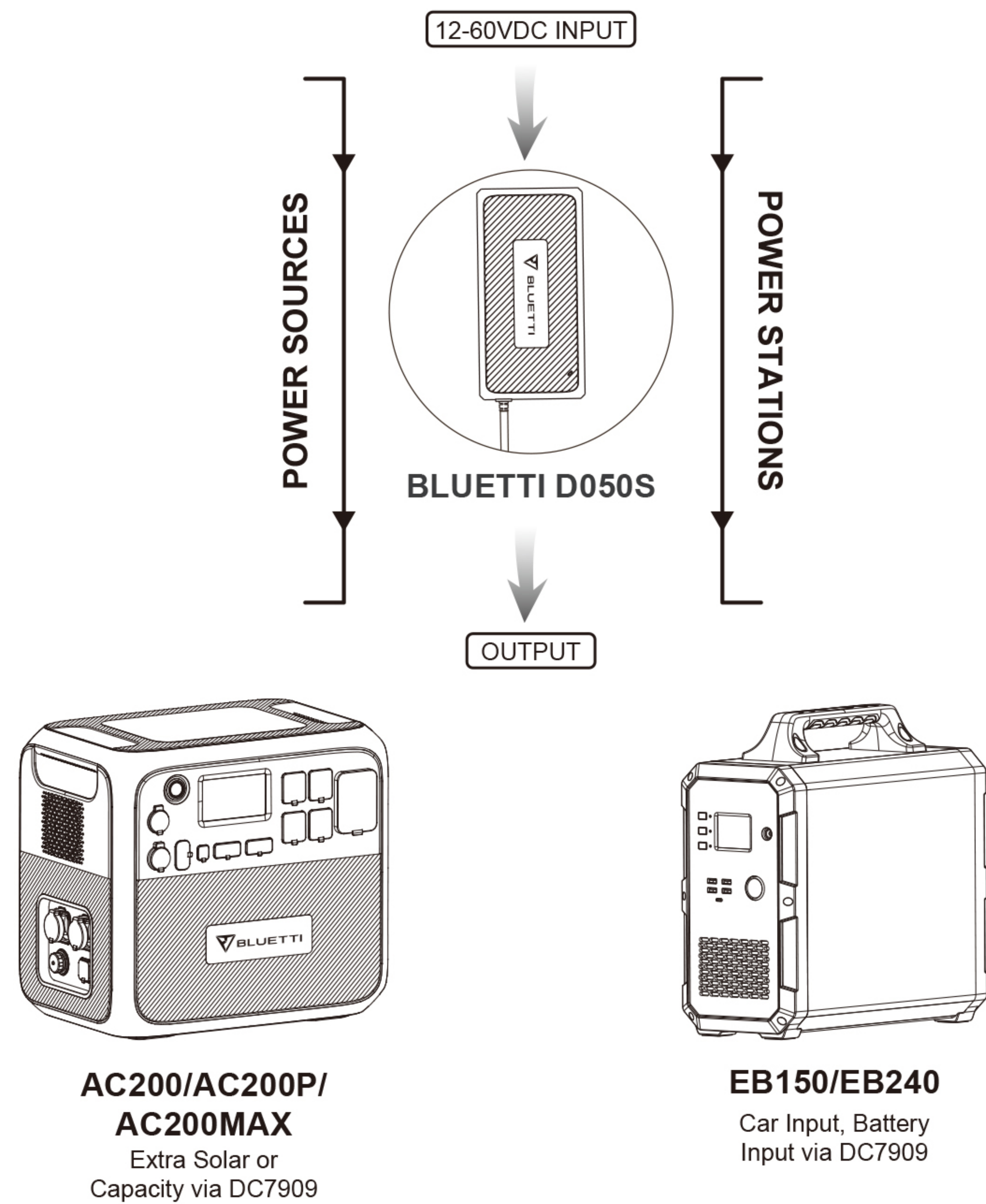
Lead-acid Battery



Solar
(12-60V,10A MAX)



Bluetti Batteries
(B230 or B300)



WARNING

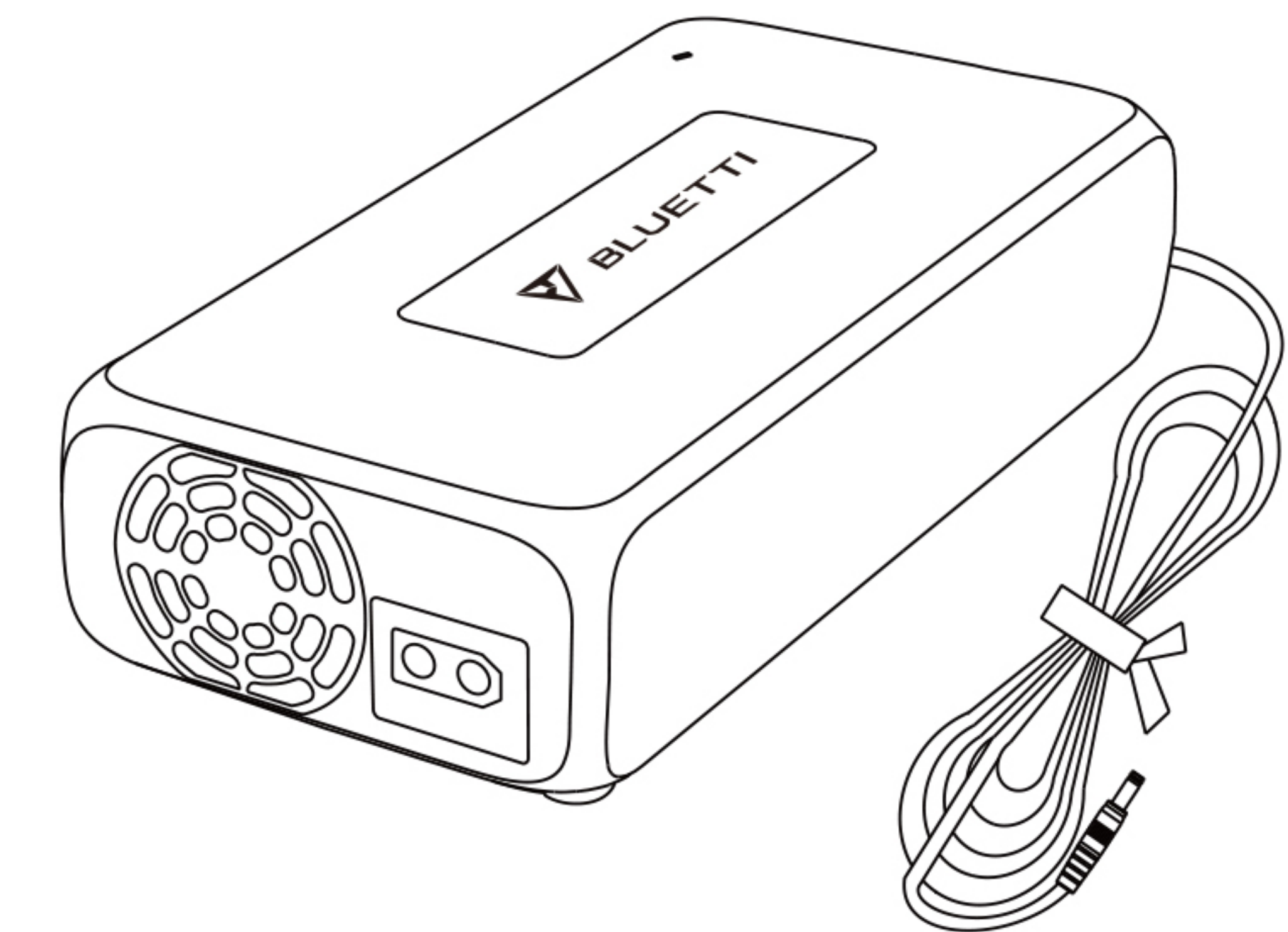
Before using this DC Charging Enhancer, please make sure that your devices can take DC input voltage higher than 58.8V, or this may cause irreversible damage.

EU REP

Company: POWEROAK GmbH
Address: Lindwurmstr. 114, 80337 München Germany
Mail: logi@bluetti.de

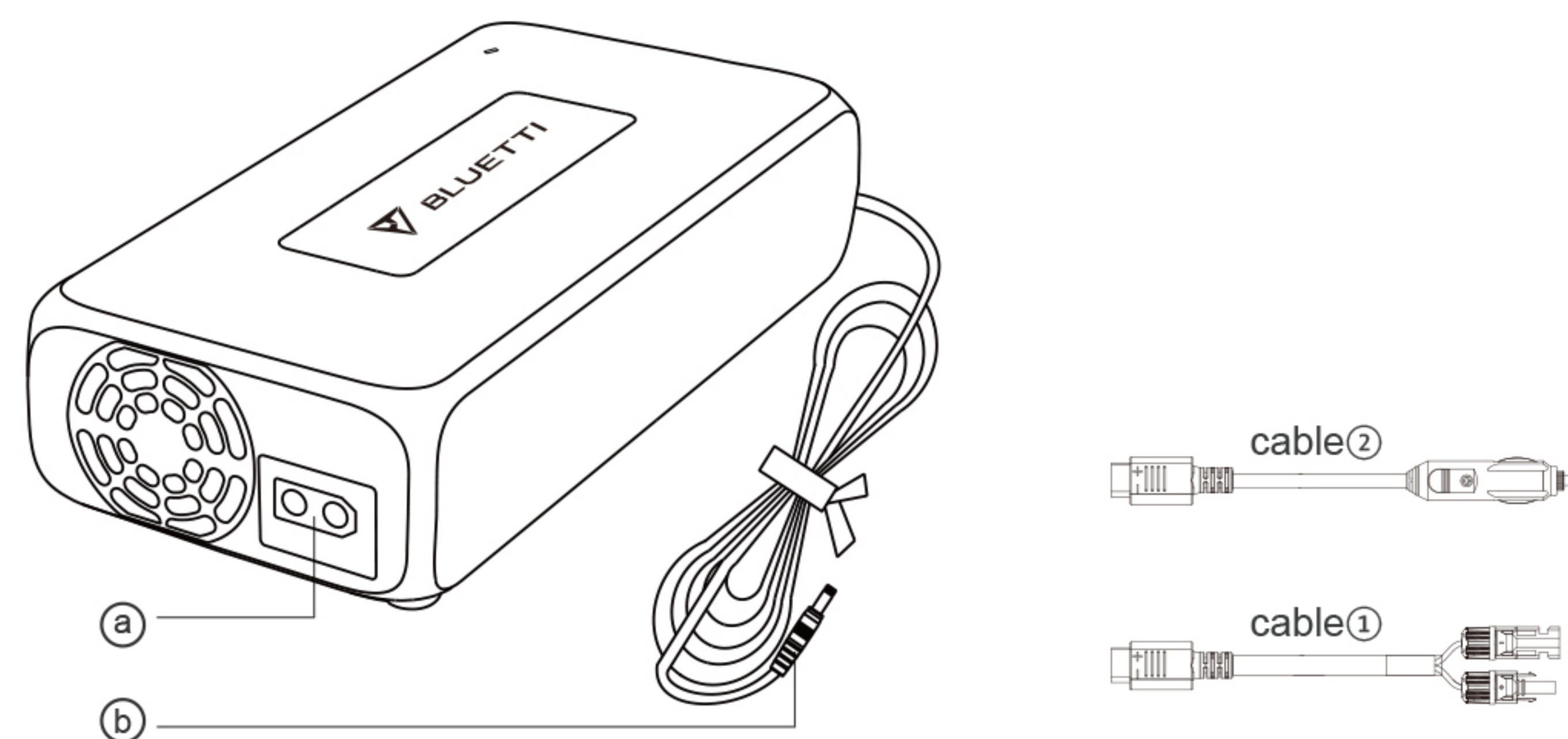
UK REP

Company: POWEROAK ENERGY UK CO.,LTD
Address: Suite 108 Chase Business Center 39-41
Chase Side London United Kingdom N14 5BP
Mail:poweroak.eu@bluetti.com



USER MANUAL

Please read this manual before use and follow its guidance. Keep this manual for future reference.



QUICK GUIDE

a XT90-M Input Port

Adapt to power source, plug the cable① or cable② to achieve **solar charging** and **car charging**. Extra battery charging (B230 or B300 battery packs) requires additional battery extension cable.

b 7909-F Plug

Easy plug to power the power station

GENERAL SPECS



Net Weight
0.75kg/1.65lbs



Dimensions
234x117x60mm
(9.2x4.6x2.3inches)



Ingress Protection LV
IP20



DC
x1
12-60VDC,
10A MAX



Storage Environment
Temperature
-20-40°C/
-4-104°F



Working
Temperature
-10-40°C/
14-104°F



Working Environment
Humidity
10%-85%

OUTPUT



DC
x1
16-58.8VDC,
8.2A MAX,
500W MAX



Overload Power
Protection
Supported



Short Circuit
Protection
Support



Overvoltage
protection voltage
Support

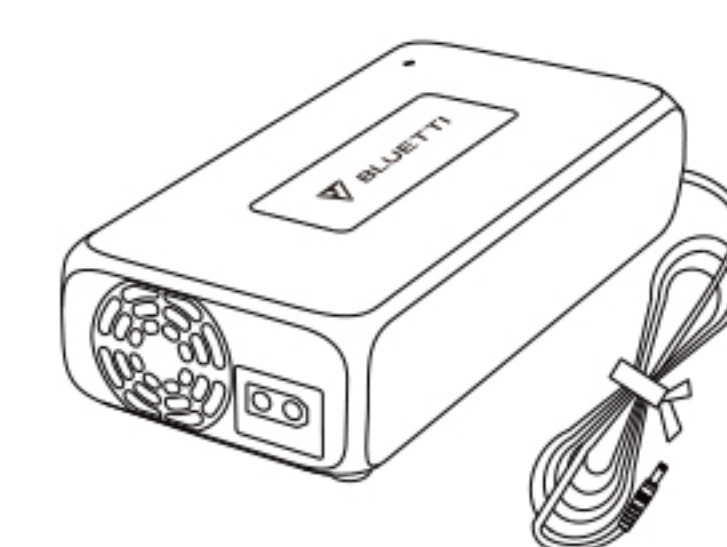
INSTRUCTION

Please observe the following instructions to ensure safety use:

- 01 Never disassemble or modify this product.
- 02 Keep D050S away from heat sources such as radiators and heaters.
- 03 Only original cables is recommended to operate on D050S.
- 04 DO NOT touch the product with wet hands.
- 05 Please place your after-sale requirement as the warranty card written to the vendor where you order the product.

IN THE BOX

Standard Accessories



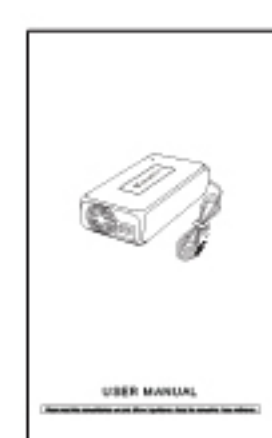
①
D050S



②
Solar Charging Cable
(XT90-F to MC4)



③
Car Charging Cable
(XT90-F to Cigarette Lighter Plug)



④
User Manual



⑤
Warranty Card



⑥
Certificate

Extra Options



⑦
lead acid battery charging cable
XT90 to Red Black clamp



D050S DC CHARGING ENHANCER

Please read this manual before use and follow its guidance. Keep this manual for future reference.